

Field Signals

A soldier in full camouflage gear, including a helmet and a large green backpack, is positioned in a field. The soldier is looking towards the camera with a slight smile. The background consists of a grassy field under a clear blue sky.

❑ When moving in a section we must keep watching the Section Commander, he may want to tell you something

❑ He can't "SHOUT" - so you must use **Hand Signals**

Passing Hand Signals



All signals must be passed down the patrol to the last member




Ensure the same signal is passed to all members of the patrol



All patrol members must act on each hand signal



Halt

 Hand held up
shoulder or above
palm facing section




Advance or Follow Me

 Flat hand waved
from Rear to Front



Close on Me

 Flat head indicated
on top of head




Double

 Clinched fist moved
up and down quickly




Slow Down

 Flat hand moved up
and down slowly



Lie Down

 Flat hand towards the ground and moved towards the ground



Go Back or Turn Around

✦ Hand makes a circular movement in direction required




As You Where

 Hand moved out and in from side of body



Enemy Seen

 Thumb pointed down to ground




No Enemy Sighted

 Thumbs Up





Attack

 Hand shoulder high bent at elbow and moved in and away from head or body



Move Up

 Hand makes a waving motion with fingers pointed to ground




Left Flanking Attack

 Left hand waving
from rear to front



Extended Line

 Both arms held shoulder high with rifle in side that requires LSW



Single File


 Hand held high
above head



Field Signals

 Field Signals help you all get to the **RIGHT PLACE** at the **RIGHT TIME**

 Practice make perfect

 Signals should be passed from the front to the last member of the patrol



Come on the "Micks"

Any Questions



Come on the "Micks"





The End

The End



Presented by

"Come on the Micks"